




**Fitting Instructions for RAD0197BK Radiator Guard**  
**YAMAHA YZF R125 ABS and NON ABS 2014-**



**In This Kit There Should Be**  
**1x Radiator Guard (RAD0197BK).**  
**2x 100mm Lengths of self-adhesive Foam.**  
**2x 4mm Cable-Ties.**




Picture 1




Picture 2




Picture 3



Picture 4



Picture 5



Picture 6

#### **GENERAL TORQUE SETTINGS**

- M4 BOLT = 8Nm
- M5 BOLT = 12Nm
- M6 BOLT = 15Nm
- M8 BOLT = 20Nm
- M10 BOLT = 40Nm
- M12 NYLOC NUT = 40Nm

#### **TOOLS REQUIRED**

- 4mm Allen Key.
- 10mm Spanner or socket and wrench.

#### **FITTING INSTRUCTIONS**

- To fit the radiator guard to the bike cut the foam strip provided into 10mm wide pieces and stick them to the back of the radiator guard frame, so that they sit between the radiator guard and the radiator.
- Remove the two side panels to allow access to the radiator mounting bolts.
- Remove the three bolts arrowed in pictures 1 and 2.
- Offer the radiator guard into position as shown in the top picture.



- Use the original bolt (on the right hand side as you sit on the bike) and secure in position as shown in picture 3.
- Use the cable tie from kit to secure the radiator guard in position (on the left hand side as you sit on the bike) as shown in pictures 4 and 5.
- Use the original bolt to secure the lower bracket as shown in picture 6.

ISSUE 1 12/11/2015 (NSY)

#### **CONSUMER NOTICE**

The catalogue description and any exhibition of samples are only broad indications of the Products and R&G may make design changes which do not diminish their performance or visual appeal and supplying them in such state shall conform to the order. The Buyer acknowledges no representation or warranty (other than as to title) has been given or will apply to the Products other than those in R&G's order or confirmation and the Buyer confirms it has chosen the Products as being of merchantable quality and suitable for its particular purposes. Where R&G fits the Products or undertakes other services it shall exercise reasonable skill and care and rectify any fault free of charge unless the workmanship has been disturbed. The Buyer is responsible for ensuring that the warranty on the motorcycle is not affected by the fitting of the Products. On return of any defective Products R&G shall at its option either supply a replacement or refund the purchase money but shall not be liable if the Products have been modified or used or maintained otherwise than in accordance with R&G's or manufacturer's instructions and good engineering practice or if the defect arises from accident or neglect.

Other than identified above and subject to R&G not limiting its liability for causing death and personal injury, it shall not be liable for indirect or consequential loss and otherwise its liability shall be limited to the amounts paid by the Buyer for the Products or the fitting or service concerned. These terms do not affect the Buyer's statutory rights.

#### **R&G RACING RETURNS POLICY (NON-FAULTY GOODS)**

Returns must be pre-authorized (if not pre-authorized the return will be rejected). Goods may only be returned direct to us if they were purchased direct from us (customer must prove if necessary). Otherwise to be returned to original vendor. Goods must be in re-sellable condition, in the opinion of R&G Racing. All returns are subject to a 25% restocking and handling fee (25% of the gross value exc. P&P – at the prevailing price at time of purchase). The customer must pay any and all carriage charges. No returns of discontinued products, unless within 14 days of purchase. This policy does not affect your statutory rights and does not refer to faulty goods.



**Instructions de montage pour RAD0197BK Protection radiateur  
YAMAHA YZF R125 ABS and NON ABS 2014-**



**Le kit doit contenir :**

- 1x Protection radiateur (RAD0197BK).
- 2x 100mm Longueurs de mousse autocollante.
- 2x 4mm Colliers de câblage.




PHOTO 1



PHOTO 2





PHOTO 3




PHOTO 4




PHOTO 5




PHOTO 6

### COUPLES DE SERRAGE RECOMMANDÉS

M4 BOULON = 8Nm  
M5 BOULON = 12Nm  
M6 BOULON = 15Nm  
M8 BOULON = 20Nm  
M10 BOULON = 40Nm  
M12 ECROU = 40Nm

### OUTILS REQUIS

- Clé Allen 4mm.
- Pince 10mm.

### INSTRUCTIONS DE MONTAGE:

- Couper la mousse en bandeaux de 10mm puis collez ces bandeaux au bas du support de protection radiateur, de façon à ce que ces bandeaux se situent entre la protection radiateur et le radiateur.
- Enlever les 2 carénages pour pouvoir accéder aux boulons de fixation de radiateur.
- Enlever les 3 boulons indiqués sur les photos 1 et 2.
- Mettre la grille radiateur R&G en place, voir photo ci-dessus.



- Ré-insérer le boulon d'origine (du coté droit lorsque vous êtes sur la moto) puis fixer la position indiquée sur la photo 3.
- Utiliser le collier de serrage du kit pour fixer la protection radiateur en position (du coté gauche lorsque vous êtes sur la moto) voir photo 4 et 5.
- Utiliser le boulon d'origine pour fixer le support inférieur, voir photo 6.

ISSUE 1 12/11/2015 (NSY)

#### **CONSUMER NOTICE**

The catalogue description and any exhibition of samples are only broad indications of the Products and R&G may make design changes which do not diminish their performance or visual appeal and supplying them in such state shall conform to the order. The Buyer acknowledges no representation or warranty (other than as to title) has been given or will apply to the Products other than those in R&G's order or confirmation and the Buyer confirms it has chosen the Products as being of merchantable quality and suitable for its particular purposes. Where R&G fits the Products or undertakes other services it shall exercise reasonable skill and care and rectify any fault free of charge unless the workmanship has been disturbed. The Buyer is responsible for ensuring that the warranty on the motorcycle is not affected by the fitting of the Products. On return of any defective Products R&G shall at its option either supply a replacement or refund the purchase money but shall not be liable if the Products have been modified or used or maintained otherwise than in accordance with R&G's or manufacturer's instructions and good engineering practice or if the defect arises from accident or neglect.

Other than identified above and subject to R&G not limiting its liability for causing death and personal injury, it shall not be liable for indirect or consequential loss and otherwise its liability shall be limited to the amounts paid by the Buyer for the Products or the fitting or service concerned. These terms do not affect the Buyer's statutory rights.

#### **R&G RACING RETURNS POLICY (NON-FAULTY GOODS)**

Returns must be pre-authorized (if not pre-authorized the return will be rejected). Goods may only be returned direct to us if they were purchased direct from us (customer must prove if necessary). Otherwise to be returned to original vendor. Goods must be in re-sellable condition, in the opinion of R&G Racing. All returns are subject to a 25% restocking and handling fee (25% of the gross value exc. P&P – at the prevailing price at time of purchase). The customer must pay any and all carriage charges. No returns of discontinued products, unless within 14 days of purchase. This policy does not affect your statutory rights and does not refer to faulty goods.